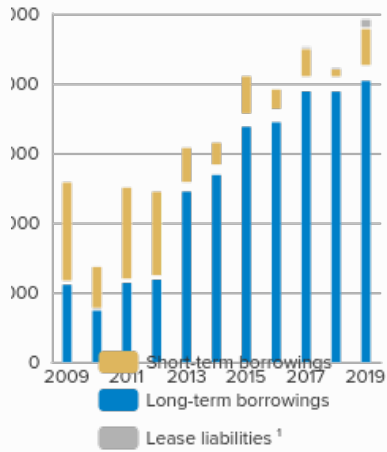




Dynamics of debt position, USD bn

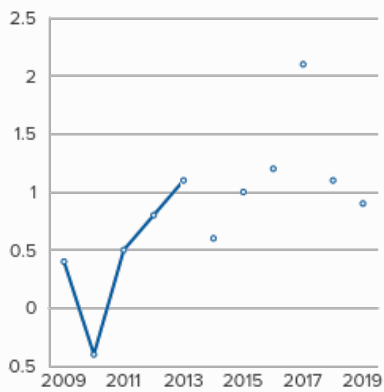
(as of 31 December 2019)



Note: 1. Data for 1H2019 and after includes liabilities under lease agreements


Net Debt/EBITDA, x

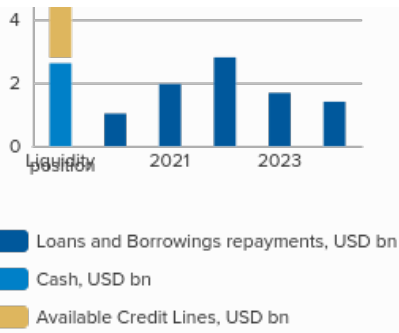
(as of 31 December 2019)



Liquidity and Loans and Borrowings Repayment Schedule², USD bn

(as of 31 December 2019)

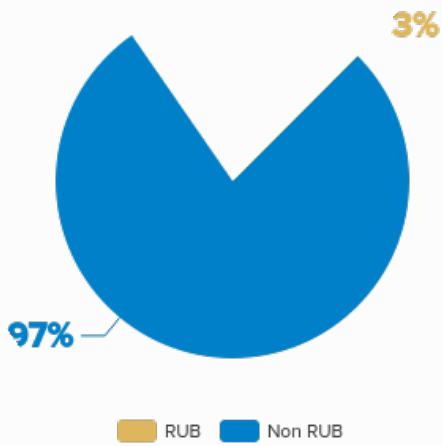




Note: 2. RUB liabilities with currency swap applied disclosed as USD liabilities at the rate of swap initiation

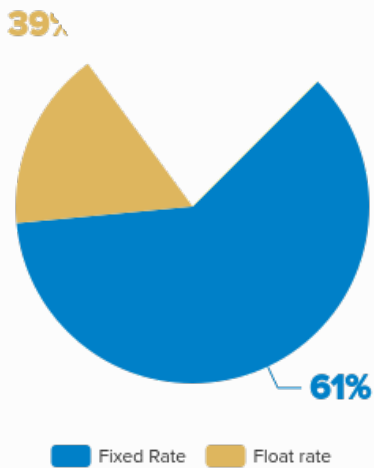
Debt structure by currency³

(as of 31 December 2019)



Debt structure by type³

(as of 31 December 2019)



Note: 3. Debt includes liabilities under lease agreements. RUB liabilities with currency swap applied disclosed as USD liabilities at the rate of swap initiation