



**“B” rating confirmed**

in December 2020 vs industry average “B”



ESG Risk Rating — 37.4 (out of 100), risk rating “High”

Exposure Score — 68.7 (out of 100), risk rating “High”

Management Score — 50.3 (out of 100), risk rating “Strong”

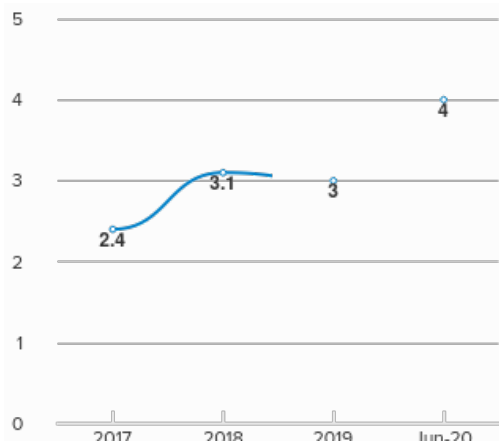




FTSE4Good

**Overall ESG score 4/5 (improvement from 2.4 since 2017),**

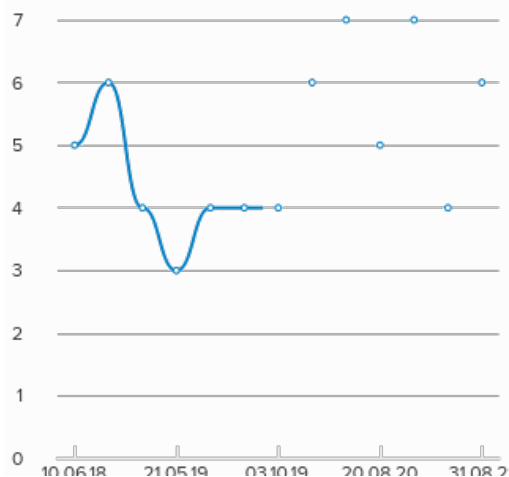
which puts NN in the top percentile.  
Reiterated as an index constituent in June 2021. Industry average — 2.2/5.



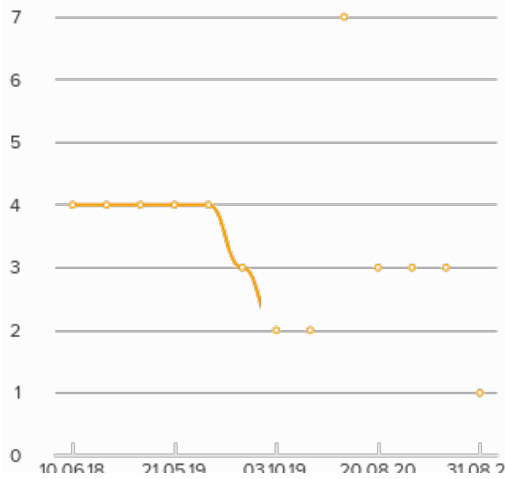
**ESG corporate rating was confirmed by “C” medium in 2020**

ISS Quality Score: corporate governance — 6, environmental — 1, social — 3 (of which 1 — is low risk, 10 — is high risk)

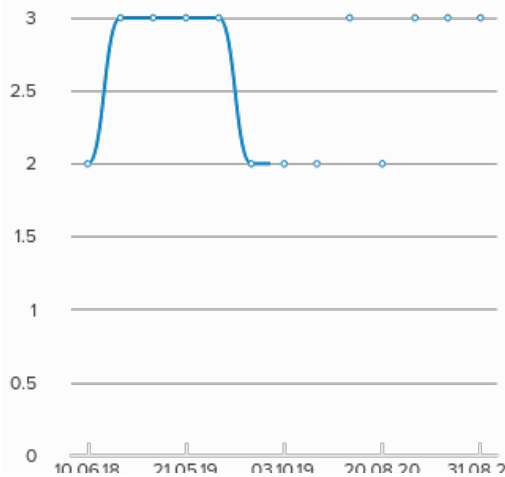
**Governance**



## Environment



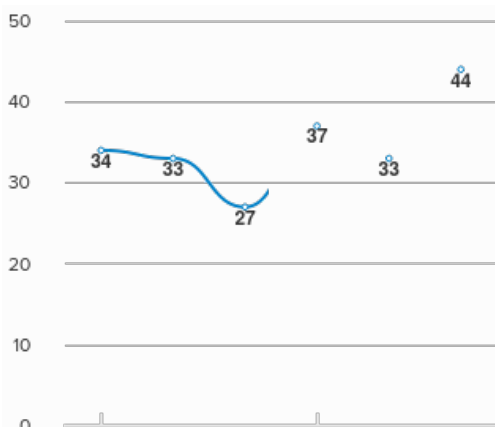
## Social



# S&P Global

## Overall ESG score has been increased from 33 to 44 (out of 100)

in November 2020 vs industry average of 39 (out of 100)





---

Climate Change 2020 – score “D” (M&M sector - “C”)

---

Water Security 2020 – score “C” (M&M sector - “B-”)

---

Forest Questionnaire — Submitted in 2021 (Score expected)



---

### **ESG rating 48/100**

as of April'21 (vs. 33/100 as of September'20)

---

Industry average ESG score — 41/100

### **MEMBERSHIP**



In November 2016, the Company joined the United Nations Global Compact



Norilsk Nickel’s environmental management is in compliance with international standards ISO 14001:2004